

BIRLA PUBLIC SCHOOL GANGANAGAR

(A UNIT OF BIRLA EDUCATION TRUST PILANI)

WINTER HOLIDAYS HOMEWORK

SESSION 2023-24

CLASS 1

NAME: _____

SECTION: _____

ROLL NO.: _____

HOLIDAYS...

FUN TIME...

PARTY TIME...

Dear Parents,

Winter holidays are around the corner. Despite the chilly weather, we can still have a lot of fun, so vacation is here for a sweet treat.

In order to enhance children's creativity and innovation for the progressive learning, Birla Public School Ganganagar has designed a few engaging activities and holiday homework. Help your children to do it:

MORNING BLESSINGS-

Help your children to inculcate good habits by doing and encourage them to greet all elders in the morning and talk to your children about what are their likes and dislikes etc

FUN IN KNOWING-

Tell the children about your childhood, share incidents from the past and show them your old family albums. This will strengthen the bond between you and your children.

FUN WITH BOOKS-

Encourage your children to read books with suitable morals. Help your children to memorise your home address and contact numbers.

GUIDELINES FOR PARENTS

- ❖ Holiday homework should be done in these worksheets.
- ❖ Holiday homework should be done under parental guidance and not by parents.
- ❖ Originality of work will be appreciated.
- ❖ For colouring, use only plastic crayons.
- ❖ Encourage your child to converse in English.
- ❖ Please train your child to become independent in his/her daily chores.
- ❖ Reading of English and Hindi should be on the daily basis as it will put a huge change in the skills of the ward.
- ❖ Homework submission day is on the first working day.
- ❖ Submit the Homework in a transparent folder. Also write name and class on the folder.

GUIDELINES FOR STUDENTS

- ❖ Be an eco-friend: Plant at least one plant and take care of it during the holidays. Try to visit a nursery and observe the variety of plants you see there.
- ❖ Play outdoor games: Computer games are good they sharpen your intellect but what about the rest of your body. You need some exercise, don't you? Go cycling, play badminton, cricket, etc. anything which will make you fit.
- ❖ Care and Concern: Look after your grandparents, parent, younger brother and sisters. Help parents in small household chores like dusting of the house, cleaning wardrobes and watering the plants.
- ❖ Converse in English as much as possible.
- ❖ Improve your handwriting. Practice handwriting daily (one page)
- ❖ Read extensively to enhance your communication skills and list out the titles you read during holidays.

ENGLISH

WORKSHEET - 1

Fill in the blanks with

have / has

 <p>I</p>	 <p>a red kite.</p>	 <p>She</p>	 <p>a pink bike.</p>
 <p>He</p>	 <p>a green hat.</p>	 <p>She</p>	 <p>five dolls.</p>
 <p>I</p>	 <p>a white dog.</p>	 <p>He</p>	 <p>one ball.</p>
 <p>He</p>	 <p>a brown robot.</p>	 <p>I</p>	 <p>a yellow plane.</p>
 <p>She</p>	 <p>an orange cat.</p>	 <p>I</p>	 <p>a green bird.</p>

WORKSHEET - 2

Write the correct article in the blank space and connect the dot to the correct article.



- A
- An
- The



- A
- An
- The




- A
- An
- The



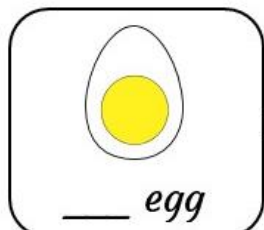
- A
- An
- The




- A
- An
- The



- A
- An
- The



- A
- An
- The



- A
- An
- The

WORKSHEET - 3

Fill in the blanks with is/ are/am.



They _____ twins.



It _____ very hot!



They _____ in love.



I _____ happy.



It _____ windy.



My brother _____ ill.



You _____ very tall.



We _____ friends.



Today _____ my birthday!



My car _____ new.



The pizza _____ delicious!



They _____ tired.



The computer _____ broken.



I _____ angry!

WORKSHEET - 4

Find the place of the animals with the help of the prepositions given in the box.

behind, near, in, on, over, under

1



The bird is _____ the tree.

2



The panda is _____ the iceberg.

3



The frog is _____ the stone.

4



The butterflies flying _____ the pond.

5



The dog is _____ the box.

6



The cat was hiding _____ the bed.

WORKSHEET - 5

Make your own Creative Kite

Prepare a kite of your own shape and design using colourful papers, thin sticks, fevicol, scissors, wool/thread and any light weighted decorative item.


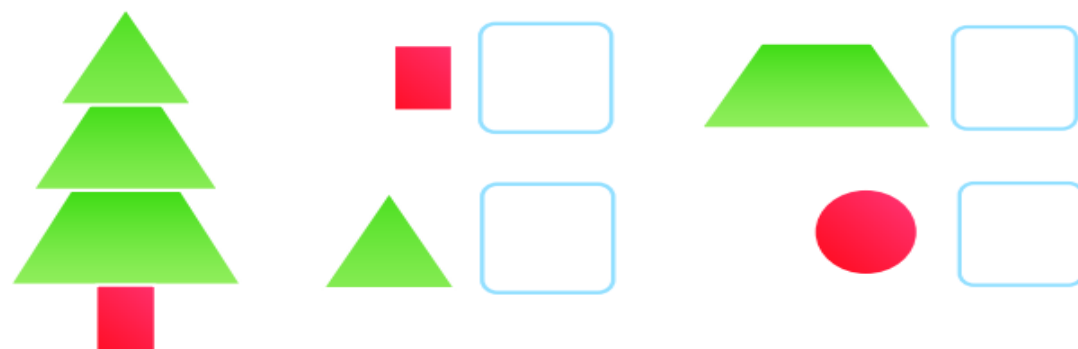

Following are some of the examples -



MATHEMATICS

WORKSHEET - 1

Look at each picture on the left and tick the shape that is NOT used in the picture.



WORKSHEET - 2

Solve the following –

|

$$\begin{array}{r} 87 \\ -45 \\ \hline \\ \hline \end{array}$$

$$\begin{array}{r} 93 \\ -62 \\ \hline \\ \hline \end{array}$$

$$\begin{array}{r} 48 \\ -23 \\ \hline \\ \hline \end{array}$$

$$\begin{array}{r} 66 \\ +33 \\ \hline \\ \hline \end{array}$$

$$\begin{array}{r} 99 \\ -92 \\ \hline \\ \hline \end{array}$$

$$\begin{array}{r} 62 \\ +31 \\ \hline \\ \hline \end{array}$$

$$\begin{array}{r} 84 \\ -34 \\ \hline \\ \hline \end{array}$$

$$\begin{array}{r} 52 \\ -40 \\ \hline \\ \hline \end{array}$$

$$\begin{array}{r} 55 \\ +32 \\ \hline \\ \hline \end{array}$$

$$\begin{array}{r} 86 \\ -36 \\ \hline \\ \hline \end{array}$$

$$\begin{array}{r} 60 \\ -60 \\ \hline \\ \hline \end{array}$$

$$\begin{array}{r} 44 \\ -42 \\ \hline \\ \hline \end{array}$$

WORKSHEET –3

Observe the pattern and continue the following-



WORKSHEET - 4

Unscramble the letters in column A to form number names and match them with numbers in column B.

A	B
e n t	40
i n e n y t	20
i r t y h	10
i f t f y	70
f r u o y t	50
t n w e y t	90
i e t h g y	80
v e n s e y t	30

WORKSHEET - 5

Think and write the items with the correct amount

Amount	Stationary item	Kitchen item	Confectionary item	Clothing and accessories
Rs. 20	Marker	Dish wash bar	Chocolate	Rubber Band
Rs. 50				
Rs. 100				
Rs. 200				
Rs. 500				
Rs. 2000				

HINDI

WORKSHEET - 1

वाक्य संरचना

नीचे दिए शब्दों को क्रमानुसार
लगाकर सही वाक्य बनाएँ।



1. लाए से आम 🍌 बाज़ार पापा।

पापा बाज़ार से आम लाए।

2. रीता 🧒 थी कल गई पिकनिक।

3. बंदर 🐒 ज़ोर भागा से बहुत।

4. अमन 🧒 है पढ़ता किताब।

5. दूध 🥛 पिया ने राजू।

WORKSHEET –2

सर्वनाम शब्दों का प्रयोग

नीचे दिए गए वाक्यों में उचित सर्वनाम शब्द भरें।



1. तुम अपना काम करो। [तुम्हारा, अपना]

2. _____ क्या पढ़ रहा है ? [वे / वह]

3. मैं _____ स्कूल जा रहा हूँ। [अपने / मेरे]

4. कल _____ अपने मामा के घर जाऊँगा। [हम / मैं]


5. वे _____ मित्र हैं। [मेरे / हमारे]

6. _____ पुस्तक नहीं लाया। [उस / मैं]

WORKSHEET –3

कहानी पूरी कीजिए

दोनों आपस में मित्र थे। बन्दर हर दिन मगरमच्छ को [redacted] खाने को देता था। एक दिन मगरमच्छ थोड़े से जामुन अपनी [redacted] के लिए भी ले गया। उसकी पत्नी ने सोचा कि ऐसे मीठे जामुन खाने वाले [redacted] का [redacted] बहुत मीठा होगा।



उसने अपने पति से कहा कि एक दिन वह बन्दर को घर लेकर आए। अगले ही दिन मगर ने बन्दर को अपनी [redacted] पर बैठाया और [redacted] में अपने घर ले चला।

[redacted] नदी बन्दर जामुन पत्नी कलेजा पीठ

Environmental studies

JAR of HAPPINESS

Activity:1

Dear children //

what makes you happy!!!

People, pets, hobbies, sports, achievements, a new toy, an ice cream or a trip to the amusement park....and the list is endless.

- Draw your own Happiness jar for the year 2024 on an A4 coloured Pastel sheet and decorate it with the material of your own choice.
- On small strips of colored paper, write or draw the things that give you happiness. (as many as you wish)
- Now paste these paper strips on your happiness jar. Your happiness jar is ready!

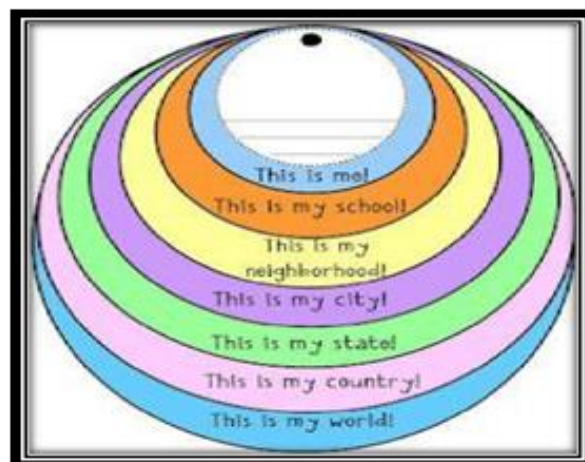


Be so **HAPPY** that when others see you, they become **HAPPY** too!



Activity:2

Me on the Map... !



- The universe that surrounds us is vast, and we are so very small. The place where we live, our town, our state, our country, our continent and our planet all are important part of this universe. Somap yourself on the universe as shown in the sample.
- You will need coloured A4 pastel sheets to create a key chain object as shown above. Paste related pictures as well.

Activity:3 Conversation

Children can be encouraged to use simple words and sentences at home also. For example -

Mummy, can I help you in the kitchen?

Mummy, can I lay the table today?

Mummy, should I help you wash the dishes today?

Papa, can I help you wash the car?

Grandpa, should I come with you for a walk?

Grandma, should I help you put the thread in the needle?

Mummy, can I get you a glass of water?

Mummy, may I take some more Ice-Cream from the fridge?

Papa, I'm sorry I was rude to you.

Papa, please teach me how to ride a bicycle.

Mummy, can I join the summer workshop in the school?

Mummy, can I help you wash and soak the rice?

Mummy, should I cut the salad today?

Mummy, I will make a cup of tea for you. Please tell me where are the tea leaves. Mummy, can you teach me to make cold coffee please?

Didi, can you help me find my English note book?

Papa, can we go for cycling today?

Wishing people properly - Hello Uncle / Aunty how are you?

Wishing parents and elders Good Morning, Good Afternoon, Good Evening and Good Night.

If we, as teachers and parents make a sincere effort and pay attention to the above-mentioned points, we can help our children to learn, to understand and speak English at an early age.



Wishing you a
WONDERFUL
HOLIDAY
SEASON

