

# Birla Public School Ganganagar

## Holiday Homework Page

### Holiday Homework Instructions

2026-27

#### Details

Child's Name: .....

Class: ..... Section: ..... Age: .....

Mother's Name: .....

Mother's Contact Number: .....

Father's Name: .....

Father's Contact Number: .....

Hobbies: .....

Class Teacher's Name: .....

Favourite Sport:     

1. All holiday homework should be done on the **provided sheets only**.
2. Presentation: Maintain **neat handwriting** and keep all sheets clean and properly arranged.
3. Parental Guidance: Parents should **guide, encourage, and show courage**, but allow the child to work independently as much as possible.
4. Reading Habit: Read English & Hindi **magazines, comic books**, or storybooks daily to improve reading & speaking skills.
5. Practice **counting, tables, spellings**, and revise previous concepts regularly.
6. Submit all holiday homework on time after the vacations and bring all materials with **proper labeling**.

Enjoy your holidays,  
stay safe, and keep  
learning happily!

Regards,  
Class Teacher



Date \_\_\_\_\_

Worksheet-1  
English

Page no. \_\_\_\_

What comes after

C

D

G

\_\_\_\_\_

L

\_\_\_\_\_

A

\_\_\_\_\_

T

\_\_\_\_\_

X

\_\_\_\_\_

E

\_\_\_\_\_

P

\_\_\_\_\_

J

\_\_\_\_\_

Y

\_\_\_\_\_

N

\_\_\_\_\_

R

\_\_\_\_\_

H



\_\_\_\_\_

V

\_\_\_\_\_

ESTD. 2019

Activity of the day - Handwashing:

1. Wet hands
2. Apply soap
3. Rub palms
4. Rub fingers
5. Clean the back of your Hands
6. Clean nails
7. Rinse with water
8. Dry hands  

Date \_\_\_\_\_

Worksheet -2

Page no. \_\_\_\_\_

Fill in the missing letter:

**A B C D E**

**F G H I J**



pple



ish



all



oat



at



at



og



ce  
cream



gg



uice

Activity of the day

Leaf & Coin Rubbing: Place a leaf or coin under a paper, then rub with a crayon to see the hidden patterns appear.

Date \_\_\_\_\_

Worksheet -3

Page no. \_\_

Draw lines to match the uppercase letters to the lowercase letters.



● h



● g



● i



● f



● d



● a



● c



● e



● b

Activity of the day

Cloud Watching: Look at clouds in the sky and talk about the shapes you see.

Date \_\_\_\_\_

Worksheet-4

Page no. \_\_\_\_

Fill in the blanks:

A                    .                    C                    D

E                    F                    .                    H

I                    J                    K                    .

.                    N                    O                    P

Q                    .                    S                    .

U                    V                    .                    X

.                    .                    Z

\_\_\_\_\_

\_\_\_\_\_

\_\_\_\_\_

A

Activity of the day

Alphabet Action Rhymes: Say fun alphabet rhymes with actions, like “A is for Ants crawling on my arm,” and move while saying each letter sound

# MATCH THE OPPOSITE

Match the objects with the opposite object.



IN



AWAKE



DAY



SLOW



FRONT



OLD



FRONT



COLD



SAD



HAPPY



BIG



BACK



SLEEP



OUT



FAST



NIGHT



NEW



BACK



HOT



SMALL

ESTD. 2019

Activity of the day

Clean-Up Race: Pick up toys and place them neatly in the correct boxes.



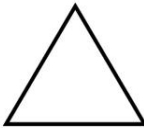

Date \_\_\_\_\_













Worksheet-6

Page no. \_\_\_\_

### Mathematics

Paste the pictures of objects that match different shapes

ESTD. 2019

#### Activity of the day


**Fold the Clothes:** Help mother fold small clothes like socks, towels, or napkins neatly and keep them in the correct place.

Date \_\_\_\_\_

Worksheet-7

Page no. \_\_\_\_\_

## ARRANGE BY SIZE




ESTD. 2019

Activity of the day

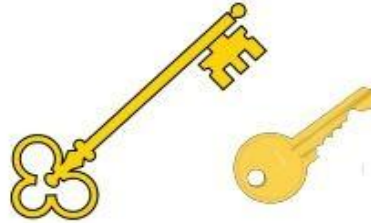
**Jump Like Rabbit: Jump 3 times like a little rabbit and land carefully on your feet.**

### Circle the correct Picture.

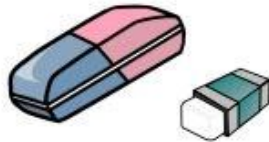
Which is longer?



Which is shorter?



Which is longer?



Which is shorter?



Which is longer?



Which is shorter?



Which is longer?



Which is shorter?



ESTD. 2019

#### Activity of the day


**Teddy Talk Time: Hold a teddy bear and tell it your name, favourite colour, or your favourite fruit.**







Date \_\_\_\_\_

Worksheet-9

Page no. \_\_\_\_\_

Count the fruits and write in the box.



	<input type="text"/>		<input type="text"/>		<input type="text"/>
	<input type="text"/>		<input type="text"/>		<input type="text"/>

ESTD. 2019

Activity of the day

Shadow Game: Stand in sunlight and make funny shadow shapes using your hands and body.

Date \_\_\_\_\_

Worksheet-10  
Hindi

Page no. \_\_\_\_\_

चित्र देखकर उसका पहला अक्षर लिखिए।



Blank writing lines for the first letter of 'Pomegranate'.



Blank writing lines for the first letter of 'Bamboo'.



Blank writing lines for the first letter of 'Yarn'.



Blank writing lines for the first letter of 'Campfire'.



Blank writing lines for the first letter of 'Boot'.



Blank writing lines for the first letter of 'Guru'.



Blank writing lines for the first letter of 'Owl'.



Blank writing lines for the first letter of 'Glasses'.



Blank writing lines for the first letter of 'Saree'.

अः

Blank writing lines for the first letter of 'अः'.



Blank writing lines for the first letter of 'Spinning top'.



Blank writing lines for the first letter of 'Grapes'.



Blank writing lines for the first letter of 'Carrots'.

ESTD. 2019

Activity of the day

Natural Sound Fun: Make sounds like birds chirping, temple bells ringing, rain falling, and the wind blowing in a fun way.

चित्र देखकर उससे शुरू होने वाले अक्षर पर गोला कीजिए ।











	ओ	ऋ	ओ
	ओ	अं	औ
	ए	अ	ऐ
अः	अं	अः	अ
	औ	ऐ	ओ
	ऐ	ओ	ए
	अः	अ	अं

ESTD. 2019

Activity of the day:

**Magic Mirror:** Stand in front of a mirror and make different facial expressions like happy, sad, angry, surprised, and excited.

चित्र देखकर उससे शुरू होने वाले अक्षर से मिलान कीजिए।

	आ	
	ओ	
	ऐ	
	औ	
	अः	
	इ	
	अ	
	उ	
	ऊ	
	ए	
	ई	
	अं	

ESTD. 2019

Activity of the Day:

The Time Machine Interview

Children act as "Junior Reporters" by asking grandparents about their favourite childhood toys and games. They then draw a picture of one "old-fashioned" thing they discovered to share with the class.

Date \_\_\_\_\_

Worksheet-13

Page no. \_\_\_\_\_

देखिये और लिखिए।

अ आ इ ई उ ऊ ऋ

ए ऐ ओ औ अ अः

व्यंजन

क ख ग घ ङ

च छ ज झ ञ

Activity of the Day 🚗


Take the child to the family car and tell them its name and number.

Ask them to repeat the car's name and number plate 2-3 times.

Later, ask the child to recall both from memory.

## Transportation

Which transportation vehicles travel by water, air, or land? Draw lines to match.



ESTD 2019

Activity of the day:  
Warm-Up Exercise

Stretch your hands up high. Touch your toes slowly.  
Turn left and right, then jump lightly.

**ACTIVITY TIME**  
**Seed Germination**

- **Take a seed – Use seeds like beans or mustard.**
- **Soak in water – Keep the seeds in water for a few hours.**
- **Wrap in wet cloth – Place the soaked seeds in a wet cloth or paper towel.**
- **Keep in a warm place – Put the wrapped seeds in a warm, dark area.**
- **Check daily – Make sure the cloth stays moist.**
- **Wait for sprouting – In 2–3 days, a tiny root will come**
- **Plant in soil – Once sprouted, put the seed in soil to grow into a plant**
- **Water the soil gently – Keep the soil moist but not too wet.**
- **Place in sunlight – Put the pot or garden in a place with sunlight.**
- **Watch it grow – The shoot will come out and grow leaves.**
- **Care for the plant – Keep watering regularly and protect it from pests.**
- **See a young plant – In a few days, you’ll see a healthy baby plant growing**



**E THANK YOU 9**

