



Session 2026-27

## SUMMER BREAK HOLIDAY HOMEWORK

**CLASS- III**

### General Instructions

#### **Objective:**

Summer holiday homework is designed to help students revise concepts, develop creativity, improve self-learning habits, and use their vacation time productively. Students are advised to complete the work regularly and neatly.

#### **General Instructions**

1. Complete all homework in a neat and systematic manner.
2. All work must be done in the student's own handwriting.
3. Write your name, class, section, roll number, and subject clearly on every notebook, file, or project.
4. Read the instructions of each subject carefully before starting the work.
5. Avoid completing all the work at the end of the holidays. Prepare a daily or weekly schedule for timely completion.
6. Maintain cleanliness and proper presentation in notebooks and project files.
7. Use colours, charts, pictures, diagrams, maps, and creative ideas wherever required.
8. Students should do the work independently. Parents may only guide and supervise. They can act as facilitators not executors.
9. Do not copy answers directly from the internet, guidebooks, or classmates.
10. Revise the completed work regularly to strengthen understanding of the topics.
11. Submit all holiday homework on the reopening day positively.

#### **How to Do the Holiday Homework**

- ✓ Planning the Work
- ✓ Divide the homework subject-wise according to as per need of hours.
- ✓ Prepare a timetable and complete a small portion regularly every day.

#### **Do's and Don'ts**

- ✓ Use neat handwriting and proper spacing.
- ✓ Write answers in complete sentences.
- ✓ Avoid overwriting and unnecessary cutting.

#### **For Project and Activity Work**

- ✓ Collect information from textbooks, newspapers, magazines, libraries, and educational sources.
- ✓ Use creative presentation methods such as charts, models, scrapbooks, or posters.
- ✓ Draw and label diagrams/maps neatly using pencils and colours.
- ✓ For Practice-Based Subjects
- ✓ Practice Mathematics regularly instead of doing it all at once.
- ✓ Read English, Hindi, Punjabi/Sanskrit lessons daily for language improvement.

#### **Final Checking**

- ✓ Recheck all completed work for spelling mistakes, incomplete answers, and presentation.
- ✓ Arrange all notebooks and files properly before submission.

## Important Note

- Students can make their own **podcast channel**. They can start by taking interviews of elder person of family, important person of society, Serving Hands (Housekeeping, Gardner, Street Vendors etc.).
- Every child can keep a Rubik's Cube and Shankh must practice every day.
- Every child must eat healthy food, stay hydrated throughout the day
- Every child must do exercise like Skipping, Hula-hoops at least 2 minutes every day.
- **The minimum learning outcomes of all subjects will be a part of all tests conducted after reopening, whether it is a class test, unit test, or term test and holiday homework is having weightage as subject enrichment.**
- **In the first week after the vacations, tests will be conducted based on the homework given.**

## SUBJECT- ENGLISH

### READING COMPREHENSION

#### The Lost Puppy

Ravi was walking home from school when he heard a soft whining sound. He looked around and found a small brown puppy hiding behind a bush. The puppy looked hungry and scared. Ravi gently picked it up and took it home.

At home, Ravi gave the puppy some milk and bread. The puppy wagged its tail happily. Ravi decided to take care of it until he found its owner. The next day, Ravi made a small poster with a picture of the puppy and wrote, "Lost Puppy Found." He put the poster near the park and the market.

After two days, a woman came to Ravi's house. She was very happy to see the puppy. She said the puppy's name was Bruno and thanked Ravi for his kindness. Ravi felt proud that he helped someone.

#### *MCQs - Choose the correct option.*

1. Where did Ravi find the puppy?

- A) Road                      B) Bush                      C) Park                      D) Market

2. What color was the puppy?

- A) Black                      B) White                      C) Brown                      D) Grey

3. How did the puppy look?

- A) Angry                      B) Happy                      C) Hungry and scared                      D) Sleepy

4. What did Ravi give the puppy?

- A) Rice                      B) Milk and bread                      C) Fruits                      D) Water only

5. What did Ravi make?

- A) Card                      B) Poster                      C) Letter                      D) Book

6. Where did Ravi put the poster?

- A) School                      B) Park and market                      C) Home                      D) Bus stop

7. After how many days did the owner come?

- A) One                      B) Two                      C) Three                      D) Four

8. What was the puppy's name?

- A) Tommy                      B) Bruno                      C) Rocky                      D) Jack

9. How did the woman feel?

- A) Sad                      B) Angry                      C) Happy                      D) Tired

**10. How did Ravi feel at the end?**

- A) Proud                      B) Scared                      C) Angry                      D) Bored

**The School Garden**

Every morning, the students of Class 3 visited their school garden. The garden was full of colorful flowers like roses, marigolds, and sunflowers. There were also small plants growing in neat rows. Their teacher, Mrs. Sharma, told them that plants need sunlight, water, and care to grow well.

Each student had a small task. Some watered the plants, while others removed weeds. Riya loved watering the flowers, and Aman enjoyed planting seeds. They learned how a tiny seed grows into a big plant over time.

One day, they saw a butterfly sitting on a flower. The teacher explained how butterflies help in pollination. The students were excited to see nature so closely. They promised to take care of the garden every day.

**MCQs - Choose the correct option.**

**1. Who visited the garden daily?**

- A) Teachers                      B) Class 3 students                      C) Parents                      D) Workers

**2. Which flowers were in the garden?**

- A) Roses                      B) Marigolds                      C) Sunflowers                      D) All of these

**3. Who was their teacher?**

- A) Mrs. Verma                      B) Mrs. Sharma                      C) Mrs. Rao                      D) Mrs. Singh

**4. What do plants need?**

- A) Toys                      B) Sunlight, water, care                      C) Books                      D) Food

**5. What did Riya like?**

- A) Planting                      B) Watering                      C) Reading                      D) Cleaning

**6. Who liked planting seeds?**

- A) Riya                      B) Aman                      C) Teacher                      D) Butterfly

**7. What did they remove?**

- A) Flowers                      B) Weeds                      C) Soil                      D) Leaves

**8. What insect did they see?**

- A) Bee                      B) Butterfly                      C) Ant                      D) Fly

**9. Butterflies help in:**

- A) Flying                      B) Pollination                      C) Eating                      D) Sleeping

**10. What did students promise?**

- A) To play                      B) To study                      C) To care for garden                      D) To go home

**NOUNS - Identify the Type of Nouns by choosing the correct option: (Common / Proper / Collective / Abstract)**

**1. Delhi is a big city.**

- A) Common                      B) Proper                      C) Collective                      D) Abstract

**2. Honesty is the best policy.**

- A) Common                      B) Proper                      C) Collective                      D) Abstract

**3. The team won the match.**

- A) Common                      B) Proper                      C) Collective                      D) Abstract

**4. Riya is reading a book.**

- A) Common                      B) Proper                      C) Collective                      D) Abstract

5. The **crowd** was very loud.  
A) Common                      B) Proper                      C) Collective                      D) Abstract
6. **Friendship** is important in life.  
A) Common                      B) Proper                      C) Collective                      D) Abstract
7. The **dog** barked loudly.  
A) Common                      B) Proper                      C) Collective                      D) Abstract
8. **India** is my country.  
A) Common                      B) Proper                      C) Collective                      D) Abstract
9. The **class** is noisy today.  
A) Common                      B) Proper                      C) Collective                      D) Abstract
10. **Wisdom** comes with experience.  
A) Common                      B) Proper                      C) Collective                      D) Abstract

**NOUNS - Identify the Nouns given in bold.**

1. **Riya** is reading a **storybook**.  
☞ Identify the noun(s): \_\_\_\_\_
2. **Honesty** is the best **policy**.  
☞ Identify the noun(s): \_\_\_\_\_
3. The **team** won the **match**.  
☞ Identify the noun(s): \_\_\_\_\_
4. **Delhi** is the capital of **India**.  
☞ Identify the noun(s): \_\_\_\_\_
5. The **crowd** cheered loudly.  
☞ Identify the noun(s): \_\_\_\_\_
6. My **brother** is playing in the **garden**.  
☞ Identify the noun(s): \_\_\_\_\_
7. The **dog** is barking at the **stranger**.  
☞ Identify the noun(s): \_\_\_\_\_
8. **Friendship** is very important in **life**.  
☞ Identify the noun(s): \_\_\_\_\_
9. The **children** are sitting in the **classroom**.  
☞ Identify the noun(s): \_\_\_\_\_
10. **Sarah** visited the **zoo** with her **family**.  
☞ Identify the noun(s): \_\_\_\_\_

**PRONOUNS - Identify the Type of Pronoun (Personal / Demonstrative / Interrogative)**

1. **He** is playing football.  
A) Personal                      B) Demonstrative                      C) Interrogative
2. **This** is my bag.  
A) Personal                      B) Demonstrative                      C) Interrogative
3. **Who** is knocking at the door?  
A) Personal                      B) Demonstrative                      C) Interrogative
4. **They** are going to school.  
A) Personal                      B) Demonstrative                      C) Interrogative

5. **That** is a tall tree.  
A) Personal                      B) Demonstrative                      C) Interrogative
6. **What** is your name?  
A) Personal                      B) Demonstrative                      C) Interrogative
7. **She** is reading a book.  
A) Personal                      B) Demonstrative                      C) Interrogative
8. **These** are my pencils.  
A) Personal                      B) Demonstrative                      C) Interrogative
9. **Whose** book is this?  
A) Personal                      B) Demonstrative                      C) Interrogative
10. **I** am very happy.  
A) Personal                      B) Demonstrative                      C) Interrogative

PRONOUNS - Fill in the Blanks.

1. \_\_\_\_\_ is your favourite colour? (Interrogative)
2. \_\_\_\_\_ are playing in the park. (Personal)
3. \_\_\_\_\_ is my school building. (Demonstrative)
4. \_\_\_\_\_ is your best friend? (Interrogative)
5. \_\_\_\_\_ am learning English. (Personal)
6. \_\_\_\_\_ are my books on the table. (Demonstrative)
7. \_\_\_\_\_ is singing in the class? (Interrogative)
8. \_\_\_\_\_ are going to the market. (Personal)
9. \_\_\_\_\_ is a beautiful dress. (Demonstrative)
10. \_\_\_\_\_ are you doing now? (Interrogative)

COMPOSITION

- A. Write a paragraph on *"My School Playground"*.  
Include:
- What games you play
  - Who you play with
  - When you play
  - Why you like it
- B. Write a paragraph on *"My Favourite Food"*.  
Include:
- Name of food
  - Who cooks it
  - When you eat it
  - Why you like it
- C. Write a formal letter to your **Principal** asking permission to join a **school picnic or trip**.  
Include:
- Your name and class
  - Name of the trip

- Why you want to go
- Polite request

**D. Write a formal letter to your Teacher informing her that you have lost your pencil box or water bottle in school.**

Include:

- Your name and class
- What you lost
- Where you think you lost it
- Request for help

## Hindi

### वर्णमाला सामान्य ज्ञान

**प्रश्न-1** अ से ज्ञ तक पूरी वर्णमाला लिखकर याद कीजिए।

### लेखन कौशल

**प्रश्न-2** "मेरा परिवार" विषय पर 6 पंक्तियाँ लिखकर परिवार का चित्र बनाओ।

**प्रश्न-3** अपनी पाठ्यपुस्तक से कोई एक कविता याद कर, आपको उससे क्या सीख मिली 5 पंक्तियों में लिखिए।

**प्रश्न-4** अपने पसंदीदा फल पर 5 पंक्तियाँ लिखें और उसका चित्र भी बनाएं।

**प्रश्न-5** अपनी पाठ्यपुस्तक से अपना पसंदीदा पाठ चुनकर 5 पंक्तियों में लिखो कि वह पाठ आपको क्यों अच्छा लगा?

**प्रश्न-6** 'इतनी शक्ति हमें देना दाता' तथा 'दया कर दान भक्ति का' प्रार्थनाओं को लिखिए एवं याद कीजिए।

**प्रश्न-7** राष्ट्रगान लिखकर शुद्ध उच्चारण के साथ याद कीजिए।

**प्रश्न-8** अपने कमरे/बाजार/पार्क का चित्र बनाओ और उसमें दिखाई देने वाली वस्तुओं के नाम लिखकर बताओ कि कौन-से शब्द संज्ञा, सर्वनाम और विशेषण हैं।

### **प्रश्न-9 (Art Integration – Rajasthan & Nagaland)**

**कला एकीकरण परियोजना (Art Integration Project) दिए गए विषयों को अपने अनुक्रमांक(Roll No.) के अनुसार कीजिए।**

1. अगर राजस्थान और नागालैंड के बच्चे अपनी पारंपरिक ड्रेस पहनें, तो वे कैसे दिखाई देंगे?
2. राजस्थान के घूमर और नागालैंड के लोकनृत्य में आपको क्या खास लगता है?
3. राजस्थान और नागालैंड के त्योहार लोगों को खुशी कैसे देते हैं?
4. यदि आपको राजस्थान और नागालैंड का एक-एक प्रसिद्ध भोजन चखने का मौका मिले, तो आप क्या चुनेंगे?
5. राजस्थान की कठपुतली और नागालैंड की हस्तकला में क्या सुंदरता दिखाई देती है?
6. राजस्थान और नागालैंड के लोग कौन-कौन से पारंपरिक आभूषण पहनते हैं?
7. राजस्थान और नागालैंड में लोग अलग-अलग भाषाएँ क्यों बोलते हैं?
8. राजस्थान का कोई किला और नागालैंड की कोई पहाड़ी जगह का नाम लिखिए।
9. राजस्थान और नागालैंड के लोकसंगीत में कौन-कौन से वाद्य यंत्र बजाए जाते हैं?
10. यदि आप राजस्थान और नागालैंड की कला प्रदर्शनी देखें, तो आपको क्या-क्या दिखाई देगा?
11. राजस्थान और नागालैंड के बच्चों के पसंदीदा खेल कौन-कौन से हो सकते हैं?
12. राजस्थान और नागालैंड की शादी की रस्मों में क्या मजेदार बातें होती हैं?
13. राजस्थान और नागालैंड में किसान कौन-कौन सी फसलें उगाते हैं?
14. राजस्थान और नागालैंड में पाए जाने वाले किसी एक वन्य जीव का नाम लिखिए।
15. राजस्थान और नागालैंड की पुरानी धरोहरें हमें क्या सिखाती हैं?
16. राजस्थान और नागालैंड की किसी प्रसिद्ध महिला का नाम लिखिए।

17. राजस्थान और नागालैंड के किसी प्रसिद्ध व्यक्ति के बारे में दो पंक्तियाँ लिखिए।
18. राजस्थान के रेगिस्तान और नागालैंड की हरियाली में क्या अंतर है?
19. राजस्थान और नागालैंड के घर मौसम के अनुसार कैसे बनाए जाते हैं?
20. राजस्थान और नागालैंड के मौसम में क्या अंतर होता है?
21. राजस्थान और नागालैंड के मेलों में लोग क्या-क्या आनंद लेते हैं?
22. राजस्थान और नागालैंड की संस्कृति बच्चों को क्या सीख देती है?
23. राजस्थान की चित्रकला और नागालैंड की कला में क्या खास बात है?
24. नागालैंड की जनजातियाँ और राजस्थान की संस्कृति भारत को कैसे रंग-बिरंगा बनाती हैं?
25. राजस्थान और नागालैंड के किसान खेती करने के लिए कौन-कौन से तरीके अपनाते हैं?
26. राजस्थान और नागालैंड के किसी प्रसिद्ध स्मारक का नाम लिखिए।
27. राजस्थान और नागालैंड की महिलाओं और पुरुषों की वेशभूषा में क्या अंतर दिखाई देता है?
28. राजस्थान और नागालैंड के लोकगीत सुनकर आपको कैसा महसूस होता है?
29. राजस्थान और नागालैंड की संस्कृति में एक समानता और एक भिन्नता लिखिए।
30. यदि राजस्थान और नागालैंड का संयुक्त सांस्कृतिक कार्यक्रम हो, तो आप उसमें क्या देखना चाहेंगे?

**SUBJECT:- EVS**

## 1. WORD PUZZLE CHALLENGE (Family & Friends)

### Your Task:

Create your **own crossword puzzle** using the given words:

**family, cousin, school, festival, friend**

### Step-by-Step Instructions:


1. Draw a **crossword grid** (like a puzzle box) in your notebook.
2. Carefully place the given words **across and down** so that some letters match.
3. Number each word (Across & Down).
4. Write **simple clues** for each word.

### Example Clues (for guidance):



- **Family** → People who live together and care for each other
- **Cousin** → Your uncle or aunt's child
- **School** → A place where we go to learn
- **Festival** → A special day of celebration
- **Friend** → A person who plays and shares with you

## 2. MY SCHOOL JOURNEY MAP

### (Map / Drawing Work)

 Draw a **simple map** showing your route from **home to school**.

✓ Mark and label:

- Your house 
- School 
- Any 5 landmarks (park, shop, temple, etc.)

 Now write:

- Distance (near/far)
- Mode of transport (walk/bus/cycle)
- One safety rule you follow on the way

 Present neatly in this format:

S.NO.	Place	Landmark	Safety Road Signals	Safety Road Signals Meaning

### 3. FESTIVAL PLANNER (Mission Mode Task)

#### **Situation:**

Your family is celebrating a festival at home (like Diwali, Eid, Christmas, Holi). You can arrange **ONLY 3** things from the list:

 Gifts    Sweets    Decorations    Music    New Clothes

#### **Your Mission:**

1. Choose any **3 items**
2. Explain how each will make the festival special
3. Write **2 challenges** (e.g., too many guests, less time)
4. Suggest **1 creative idea** of your own

### 4. BRAIN BOOSTER

Find the **odd one out** and give reason:

1. Mother - Father - Teacher - Sister
2. Bus - Car - Bicycle - Classroom
3. Diwali - Holi - School - Eid
4. Morning - Night - Afternoon - Festival
5. Friend - Cousin - Stranger - Brother

### 5. **SAFE OR UNSAFE? (Decision-Making Task)**

#### **Task:**

Look at the situations and decide:

✓ Write **Safe / Unsafe**

✓ Give **reason**

1. Crossing road without zebra crossing
2. Sitting properly in e-rickshaw
3. Talking to strangers
4. Walking with parents in a mela
5. Running on the road

 Add **2 more situations of your own**

### 6. **THINK & TELL (Case-Based Questions)**

1. Your friend is sad and sitting alone. What will you do?
2. You see a lost child in a mela. What should you do?
3. A dog is barking loudly on the road. How will you behave?
4. Your younger sibling is crying. How can you help?
5. You forgot your homework. What is the right thing to do?

## 7. 🎉 FESTIVAL THINKER (Concept Application)

🎯 Your Task: Complete the table for the given festivals:

📝 Fill in the Details:

S.NO.	Festival Name	Type (National / Religious / Seasonal)	Why is it Celebrated?
1)	Holi		
2)	Independence Day		
3)	Republic Day		
4)	Christmas		
5)	Makar Sakranti		
6)	Gandhi Jayanti		
7)	Baisakhi		

## 8. 🎯 Match the Following

### Column A

1. Joint Family
2. School Bus
3. Lion
4. Diwali
5. Friend

### Column B

- i. Travels to school
- ii. Lives in forest
- iii. Many members together
- iv. Festival of lights
- v. Helps and plays

## 9. ✎ Fill in the Blanks (Think Carefully)

1. A \_\_\_\_\_ family includes members from more than one generation living together.
2. We should cross the road only at the \_\_\_\_\_ crossing where traffic is controlled.
3. A dog is a \_\_\_\_\_ animal because it can be trained and lives with humans.
4. Holi is a \_\_\_\_\_ festival that marks the change of season.
5. We should always respect our \_\_\_\_\_ and follow their guidance.

*"The world around us is full of wonders—every river, every tree, and every drop of water has a story to tell. Keep exploring, keep questioning, and remember that your small actions today can protect our Earth for tomorrow."*

ESTD. 2019

## COMPUTER

Theme: "Technology in My World"

Create a "Computer Scrapbook / Portfolio"

Students will create a **handmade creative scrapbook (8-10 pages)** using colors, drawings, cuttings, and craft material.

Page-wise Activity Plan

**Page 1: Cover Page**

- Title: "My Computer World"
- Student Name, Class, Section
- Decorate with drawings of computer parts

**Page 2: Parts of Computer (Art + Labelling)**

- Draw or paste a computer system
- Label parts: Monitor, CPU, Keyboard, Mouse
- Use colors creatively

**Page 3: Input & Output Devices (Sorting Activity)**

- Make two sections using colors:
  - Input Devices
  - Output Devices
- Paste/draw pictures and classify

**Page 5: My Favourite Device (Expression Activity)**

- Draw your favourite device
- Write 5 lines:
  - Why you like it
  - How you use it

**Page 6: Healthy Computer Habits (Value Education)**

- Make a poster-style page
- Example:
  - Sit properly
  - Take breaks
  - Do not use for long hours

**Page 7: Fun with Creativity (Digital/Art Fusion)**

Choose ONE:

- Draw using Paint (print and paste)  
OR
- Handmade drawing of computer lab/scenery

**Page 8: Technology in Future (Imagination Activity)**

- Draw a *future computer*
- Write 3-5 creative lines  
(Example: Flying laptop, hologram screen)

**Page 9: Word Fun (Language Integration)**

- Write 5 computer-related words
- Make small drawings for each

**Page 10: Reflection Page (Self-Expression)**

- What did you learn?
- Which activity did you enjoy most?



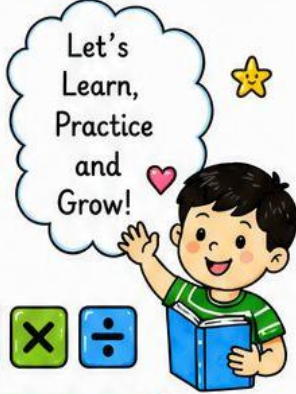
# CLASS 3



# MATHEMATICS

## SUMMER HOLIDAY HOMEWORK


MAY - JUNE 2026



### SECTION A - NUMBER SENSE

#### 1. Number Practice

- Write numbers:
  - ☆ 500 to 1

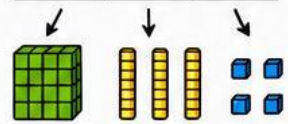


#### 2. Place Value

- Write place values of numbers.

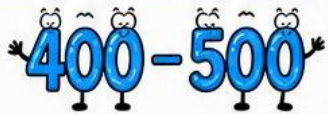
H	T	O
3	4	5

**Example:**  
345 = 3 Hundreds,  
4 Tens, 5 Ones



#### 3. Number Names

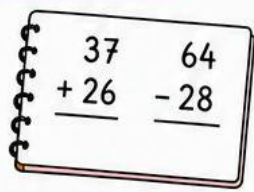
- Write number names:
  - ☆ 400 - 500



### SECTION B - BASIC OPERATIONS

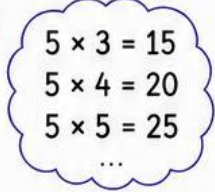
#### 4. Addition & Subtraction

- Solve:
  - ☆ 10 addition sums
  - ☆ 10 subtraction sums



#### 5. Multiplication Practice

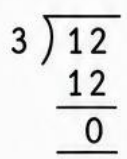
- Learn tables: 2 to 10
- Write each table 2 times.



#### 6. Division Basics

- Solve simple division sums.

**Example:**  
 $12 \div 3 = \underline{\quad}$



### SECTION C - SHAPES & MEASUREMENT

#### 7. Shapes Around Us

- Draw and identify:

##### 2D Shapes

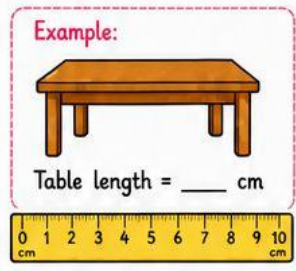


##### 3D Shapes



#### 8. Measurement Activity

- Take any five such shapes and measure objects using a scale.



### SECTION D - THINKING SKILLS

#### 9. Word Problems

Solve daily life problems.

- ☆ A basket has 25 apples. 10 are eaten. How many are left?



- ☆ There are 4 bags with 5 chocolates each. How many chocolates in all?



#### 10. Patterns

- Complete and create patterns.

##### Number Patterns

2, 4, 6, 8, \_\_, \_\_

##### Shape Patterns



Create your own pattern.



### SECTION E - REAL LIFE MATHS

#### 11. My Mini Shop

- Create a shop at home.
- Use fake money.
- Practice:
  - ☆ Addition
  - ☆ Subtraction



#### 12. Money Activity

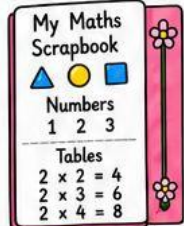
- Write prices of items.



### SECTION F - FUN & PROJECT

#### 13. Maths Scrapbook

- Create a scrapbook with:
  - ☆ Shapes
  - ☆ Numbers
  - ☆ Tables
- Use pictures, charts and colours.



#### 14. Maths Around Me

- Observe and write:
  - ☆ Number of doors
  - ☆ Number of windows
  - ☆ Number of chairs in your home.

