



Birla Public School Ganganagar

Holiday Homework Page

Holiday Homework

Child's Name:

Class: Section: Age:

School Name:

Address:

Mother's Name:

Mother's Contact Number:

Father's Name:

Father's Contact Number:

Hobbies:

Class Teacher's Name:

Favourite Sport:     









Want to Become:

Blood Group: Route Number:



Holiday Homework Instructions

2026-27

-  1. All holiday homework should be done on the **provided sheets only**.
-  2. Daily Routine: Students must complete **one sheet per day** regularly and avoid finishing all work at once.
-  3. Page Details: Write the **date, day, and page number** neatly on every sheet.
-  4. Presentation: Maintain **neat handwriting** and keep all sheets **clean** and properly arranged.
-  5. Parental Guidance: Parents should **guide and encourage**, but allow the child to work **independently** as much as possible.
-  6. Reading Habit: Read English & Hindi **magazines, comic books, or storybooks** daily to improve reading & speaking skills.
-  7. Practice **counting, tables, spellings**, and revise previous concepts regularly.
-  8. Submit all holiday homework **on time** after the vacations and bring all materials with **proper labeling**.

Enjoy your holidays, stay safe, and keep learning happily!

Regards,
Class Teacher





Summer Homework

Calendar - June 2026

Explore, Learn & Have Fun!



Sunday	Monday	Tuesday	Wednesday	Thursday	Friday	Saturday
				1	2	3
1  World Milk Day Draw a poster about milk's benefits! 				4  World Environment Day		6  D-Day Anniversary Write about peace."
5  World Oceans Day Make an ocean collage.	6		7	8  World Day Against Child Labor "Create an education slogan."		9  World Blood Donor Day "Design a thank-you card."
15	10		11	12		13
19	12		18  Yoga Day & Father's Day "Do yoga & make a card for Dad!"			19 
27	25		24	25	26	
22	23		 Muharram "Learn about traditions."		 World Social Media Day Write safe internet rules."	

Worksheet-1

Trace the dotted letters and write them in the empty boxes below.

co	ca	cd	cg	oc	oa	od
----	----	----	----	----	----	----

co	ca	cd	cg	oc	oa	od
----	----	----	----	----	----	----

--	--	--	--	--	--	--

og	og	ac	ao	ad	ag	ag
----	----	----	----	----	----	----

og	og	ac	ao	ad	ag	ag
----	----	----	----	----	----	----

--	--	--	--	--	--	--

dc	do	da	dq	dq	gc	go
----	----	----	----	----	----	----

dc	do	da	dq	dq	gc	go
----	----	----	----	----	----	----

--	--	--	--	--	--	--

ga	gd	gc	go	qa	qd	qg
----	----	----	----	----	----	----

ga	gd	gc	go	qa	qd	qg
----	----	----	----	----	----	----

--	--	--	--	--	--	--

Worksheet-2

Trace the dotted letters and write them in the empty boxes below.

A B C D E F G H I

A B C D E F G H I

J K L M N O P Q R

J K L M N O P Q R

S T U V W X Y Z

S T U V W X Y Z

Worksheet-3

Trace the dotted letters and write them in the empty boxes below.

A B C D E F G H I

A B C D E F G H I

J K L M N O P Q R

J K L M N O P Q R

S T U V W X Y Z

S T U V W X Y Z

Worksheet-4

Lower Case Letters

a b c d e f g h i

a b c d e f g h i

j k l m n o p q r

j k l m n o p q r

s t u v w x y z

s t u v w x y z

Capital Case Letters

A B C D E F G H I

A B C D E F G H I

J K L M N O P Q R

J K L M N O P Q R

S T U V W X Y Z

S T U V W X Y Z

Worksheet-5

बिंदुओं को मिलाओ

स्वर

अ आ इ ई उ ऊ ऋ

ए ऐ ओ औ अ अः

व्यंजन

क ख ग घ ङ

च छ ज झ ञ

ट ठ ड ढ ण

त थ द ध न

प फ ब भ म

य र ल व श

ष स ह क्ष त्र

श

Worksheet-6

बिंदुओं को मिलाओ

स्वर

अ आ इ ई उ ऊ ऋ

ए ऐ ओ औ अ अः

व्यंजन

क ख ग घ ङ

च छ ज झ ञ

ट ठ ड ढ ण

त थ द ध न

प फ ब भ म

य र ल व श

ष स ह क्ष त्र

श

Worksheet-7

Telling Time

Write the time inside deck below







10 o' clock







Worksheet-8

Picture Analogies

Observe the first two pictures. Try to understand how they are related. Find the picture in the given options that is related to the third picture in the same way as the first two pictures are related. Mark/Circle the answer that completes the analogy.

1)  :  ::  : 





- a)  b)   

2)  :  ::  : 





- a)  b)  c) 

3)  :  ::  : 

- a)  b)  c) 

4)  :  ::  : 

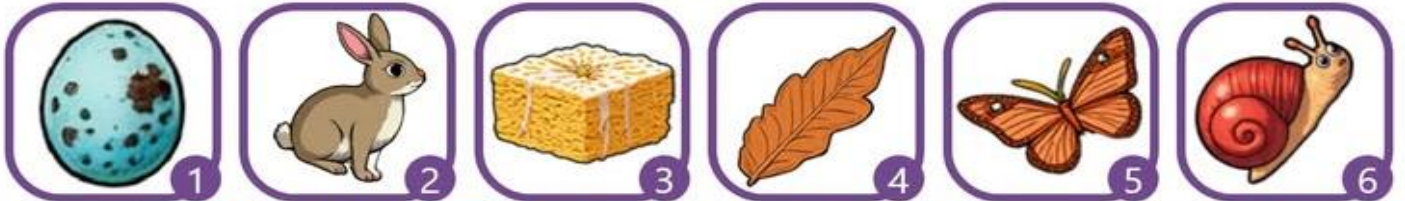
- a)  b)  c) 

5)  :  ::  : 

- a)  b)  c) 

Worksheet-9

Find out 12 items and circle them.




Worksheet-10

Decode a Message

Can you crack the code? Use the key code to find a message with some sunny advice.


A- 	G- 	M- 	S- 	W- 
B- 	H- 	N- 	T- 	X- 
C- 	I- 	O- 	U- 	Y- 
D- 	J- 	P- 	V- 	Z- 
E- 	K- 	Q- 		
F- 	L- 	R- 		



Worksheet-11

CUTE ANIMALS

Answer Example



Worksheet-12



Yesterday and tomorrow

yesterday	today	tomorrow
Tuesday	Wednesday	Thursday
	Friday	
	Sunday	
	Saturday	
	Tuesday	
	Thursday	
	Monday	

Monday	Tuesday	Wednesday
Thursday	Friday	Saturday
Sunday		

Worksheet-13

Find the odd one in the group




Worksheet-14

My Eating Habits



Draw and write



My Breakfast



For breakfast, I usually have.....

My Lunch



For Lunch,

My Dinner



For Dinner,

Worksheet-15

GREATER THAN / LESS THAN

Draw the correct symbol between the numbers in the given box.

$1 < 3$

$3 \square 5$

$4 \square 2$

$6 \square 4$

$5 \square 7$

$7 \square 9$

$8 \square 6$

$9 \square 7$

$10 \square 12$

$12 \square 10$

$14 \square 12$

$17 \square 13$

$16 \square 18$

$13 \square 12$

$15 \square 17$

$18 \square 20$

$20 \square 18$

$2 \square 4$

$19 \square 17$

$3 \square 4$

$8 \square 7$

$19 \square 20$

$12 \square 13$

$15 \square 16$

$5 < 4$

$10 \square 9$

$16 \square 17$

$14 \square 15$

$7 \square 8$

$11 \square 12$

$13 \square 16$

$17 \square 18$

$20 \square 19$

$4 \square 5$

$9 \square 8$

$18 \square 17$

Holiday Homework – Class 1 (Mathematics with Art Integration)

Project Assignments with Sample Pictures

1. Geometry Rangoli – Create a rangoli using triangles, squares, circles, and other shapes.

(Roll no. 1 to 10)

Sample: in.pinterest.com

2. Mandala with shapes– Design a mandala using shapes.

(Roll no. 11 to 20)

Sample: in.pinterest.com

3. Bead Bracelet Patterns – Make a bracelet showing repeating colour patterns (ABAB, ABCABC).

(Roll no. 21 to 30)

Sample: pinterest.com



“Learning with creativity
makes journey joyful.”