

Birla Public School Ganganagar

Holiday Homework Page

Details

Child's Name:

Class: Section: Age:

Mother's Name:

Mother's Contact Number:

Father's Name:

Father's Contact Number:

Hobbies:

Class Teacher's Name:

Favourite Game:

Enjoy your holidays,
stay safe, and keep
learning happily!

Regards,
Class Teacher

Holiday Homework Instructions

2026-27

1. All holiday homework should be done on the **provided sheets only**.
2. Presentation: Maintain **neat handwriting** and keep all sheets clean and properly arranged.
3. Parental Guidance: Parents should **guide, encourage, and show courage**, but allow the child to work independently as much as possible.
4. Reading Habit: Read English & Hindi **magazines, comic books**, or storybooks daily to improve reading & speaking skills.
5. Practice **counting, tables, spellings**, and revise previous concepts regularly.
6. Submit **whole holiday homework** on time after the vacations and bring all materials with **proper labeling**.

Practice Worksheet 1

Page no. ____

Subject: ENGLISH

Name: _____

Date _____

Trace the dotted letters and write them in the empty boxes below.

a b c d e f g h i

a b c d e f g h i

j k l m n o p q r

j k l m n o p q r

s t u v w x y z

s t u v w x y z

Activity- Do 10 minutes of yoga with your family

Note- Write daily one page of small cursive writing in your notebook.

Name: _____ Date: _____

CVC Read and Color

Color the **ab** words.

man

cab

lab

tab

Color the **ad** words.

dad

had

mad

mug

Color the **ag** words.

bag

tag

hug

sag

Color the **am** words.

yam

ham

pot

jam

Color the **an** words.

can

pan

ran

net


Activity-Recite your favourite rhyme loudly.

Subject: ENGLISH.

Name: _____

Date _____

Look at the picture & write the word:



Activity-Listen to a short story and speak about it.


Subject: ENGLISH.

Name: _____

Date _____

Write the missing vowels in the given space

(a, e, i, o, u)



Activity- Water the plants every morning.

Name: _____

Date _____

एक अक्षर के साथ अलग-अलग अक्षर जोड़कर शब्द बनाना सीखे।

क	ल	कल
	म	कम
	प	कप

फ	ल	
	न	
	ट	

स	र	
	ब	
	च	

आ	प	
	म	
	ग	

ह	म	
	ल	
	क	

म	न	
	ल	
	र	

Activity-Keep water or grains for birds.

Name: _____

Date _____

चित्रों को देखकर शब्द पूरा करो।



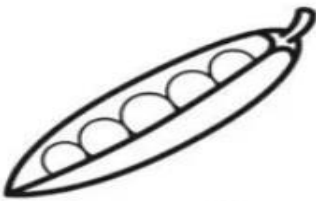
_____मल



ब_____ख



_____यन



म_____र



शह_____



Activity- Plant a seed and take care of it daily.

Practice Worksheet 3

Page no.-

Subject: Hindi

Name: _____

Date _____

आ (I) की मात्रा वाले शब्द



अ + आ + म

=



न + आ + क

=

4

च + आ + र

=




क + आ + र

=



घ + आ + स

=



ज + आ + ल

=



ग + म + ल + आ

=



छ + आ + त + आ

=

Activity-Speak one good habit in front of your family.

Name: _____

Date _____





Count and write the number.

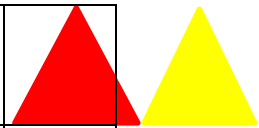


Name: _____

Date _____

Fill out the details of your home: -

Sl. No.	Particulars			
			T	O
1.	How many family members do you have? 	-		
2.	How many chairs are there in your home? 	-		
3.	How many fans are there in your home? 	-		
4.	How many cars did you see today? 	-		
5.	How many crayons are there in your colour box?	-		




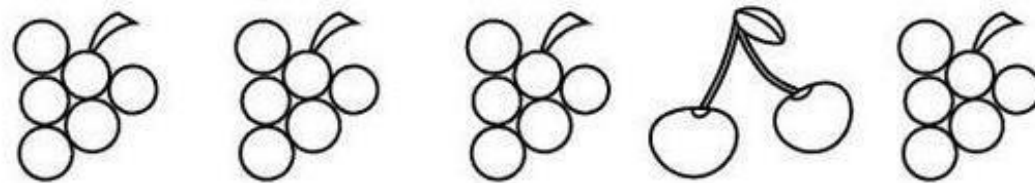


Activity-Help your mother in keeping toys properly.

Name: _____

Date _____

Same or Different?

Cross out the picture that is different from the rest.



Activity-Do hopping exercise for 2 minutes.

Name: _____

Date _____



Write and speak loudly.


1		21		51			
					62		
			33				93
				44			
	15					75	
					56		
7			37				
							88
		29					
				50			100

Name: _____




Date _____





 What is your name? My name is: _____


 Where do you live? I live in _____


 How old are you? I am _____ years old

 Are you a boy or a girl? I am a  

 The name of my school is _____

 What grade are you in? I am in _____

 My teacher's name is: _____

 What is your favourite colour?



Activity- Identify five colours around you.

Name: _____



Date _____



Make a beautiful card for your father to greet him on Father's Day (Share the pictures with the class teacher).



Dear Parents, kindly encourage your child to perform these fun-filled activities daily with your guidance and support to enhance their learning, confidence, and healthy habits.

S. No.	Habit	 (Done)	 (Parent Sign)
1	I wake up early		
2	I brush my teeth twice		
3	I take a bath daily		
4	I wear clean clothes		
5	I wash hands before eating		
6	I eat healthy food		
7	I greet elders (Good morning)		
8	I listen to my teacher		
9	I complete my homework		
10	I share with friends		
11	I use polite words (Please/Sorry)		
12	I keep my classroom clean		
13	I play nicely		
14	I go to bed on time		

English Art Integration project:

SUMMER READING & PUPPET ACTIVITY

Read the stories during the summer holidays. Make **any one story puppet** and bring it to school after the holidays to show your teacher and friends.

1. Brown Bear, Brown Bear, What Do You See?

A big brown bear sees many different animals and colors. What do you see?
I see a red bird looking at me!



Story Link:

<https://www.youtube.com/watch?v=XORy0p0zVtI>

2. The Very Hungry Caterpillar

A very hungry caterpillar eats through many foods in the week. Finally, he builds a cocoon and becomes a beautiful butterfly.



Story Link:

<https://www.youtube.com/watch?v=75NQK-Sm1YY>

3. The Frog and the Toad

Frog and Toad are best friends. They do many things together in different seasons. A story about friendship!



Story Link:

<https://www.youtube.com/watch?v=4bHS3jH:AtA>

4. The Four Friends

A Bear, a Monkey, a Deer and an Elephant become friends. They help each other and learn the value of friendship.



Story Link:

<https://www.youtube.com/watch?v=mdM8xq7tM:8>

PUPPET MAKING IDEAS

Stick Puppets



Paper Bag Puppets



Spoon Puppets



Sock Puppets



Finger Puppets



Cup Puppets



ALPHABET FLASHCARDS

Aa apple	Bb ball	Cc cat	Dd dog	Ee elephant	Ff fish	Gg grapes	Hh hat	Ii ice cream	Jj jug	Kk kite	Ll lion	Mm monkey
Nn nest	Oo orange	Pp pencil	Qq queen	Rr rainbow	Ss sun	Tt tree	Uu umbrella	Vv violin	Ww watch	Xx xylophone	Yy yacht	Zz zebra

Instructions for Students:

- Read all the stories with your family.
- Choose any one story.
- Make a puppet using waste or art & craft materials.
- Be creative and colourful!
- Bring your puppet to school after the holidays.

Let's Read,
Create and
Have Fun!

Ideas for Materials



Paper



Popsicle
Sticks



Paper Bags



Socks



Spoons



Cups

Have a Super Fun Vacation!

Paste cute stickers, practice neatly, and come back with happy memories.