

Birla Public School Ganganagar

Holiday Homework Page

Details

Child's Name:

Class: Section: Age:

Mother's Name:

Mother's Contact Number:

Father's Name:

Father's Contact Number:

Hobbies:

Class Teacher's Name:

Favourite Game:

Enjoy your holidays,
stay safe, and keep
learning happily!

Regards,
Class Teacher

Holiday Homework Instructions

2026-27

1. All holiday homework should be done on the **provided sheets only**.
2. Presentation: Maintain **neat handwriting** and keep all sheets clean and properly arranged.
3. Parental Guidance: Parents should **guide, encourage, and show courage**, but allow the child to work independently as much as possible.
4. Reading Habit: Read English & Hindi **magazines, comic books**, or storybooks daily to improve reading & speaking skills.
5. Practice **counting, tables, spellings**, and revise previous concepts regularly.
6. Submit **whole holiday homework** on time after the vacations and bring all materials with **proper labeling**.

Alphabet Color

Color the uppercase letters.

A

B

C

D

E

F

G

H

I

J

K

L

M

N

O

P

Q

R

S

T

U

V

W

X

Y

Z

Activity of the day- Playdough squishing: Roll, pinch, flatten, and make snakes. Builds all the small muscles needed for holding pencils.



MATCH THE LETTER TO THE PICTURE

A



B



C




D




E




F



Activity of the day- Tearing and crumpling paper: Tear old newspaper into strips, then crumple into balls. Tearing uses the same fingers as writing.



TRACE THE ALPHABETS WITH THE HELP OF STANDING AND SLEEPING LINES



Activity of the day- Clothespin games: Clip clothespins around a paper plate or cardboard. Great for the thumb-index pincer grip.

Matching Fingers

1



2



3



4



5



Activity of the day- Sticker peeling: Peel stickers from a sheet and place them on drawn shapes or a path. Peeling is hard work for little fingers.

Matching Fingers

6



7



8



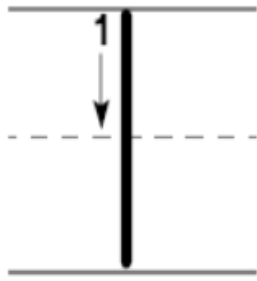
9



10



Activity of the day- Sponge squeezing: Transfer water between bowls using a sponge.
Strengthens the whole hand and forearm.



One

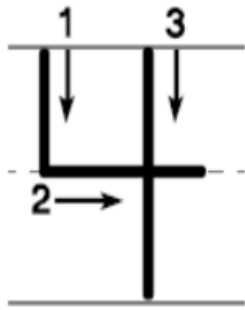


Handwriting practice area with multiple rows of three-line grids. Each row contains a vertical line with a downward arrow and the number '1' at the top, followed by a red dot on the middle line to indicate the starting point for writing the number '1'. The rest of the grid is blank for practice.




Activity of the day- Lacing cards: Punch holes around cardboard shapes and let them lace with shoelaces. Good for wrist stability too.



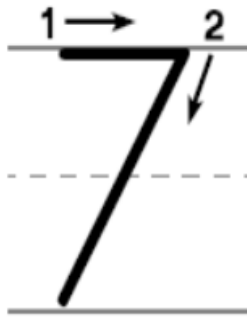


Four

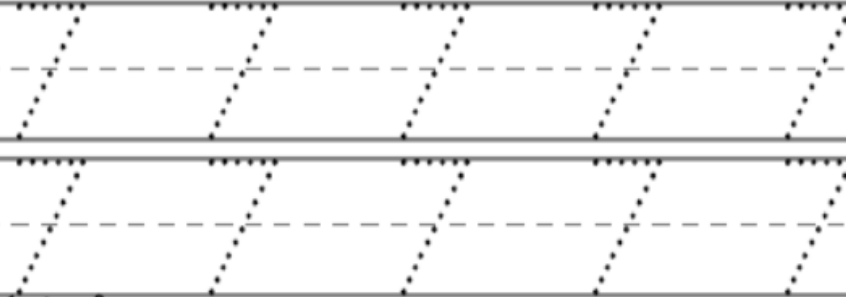


Activity of the day- Spray bottle play: Water plants or “clean” windows with a small spray bottle. The squeeze motion builds finger strength.





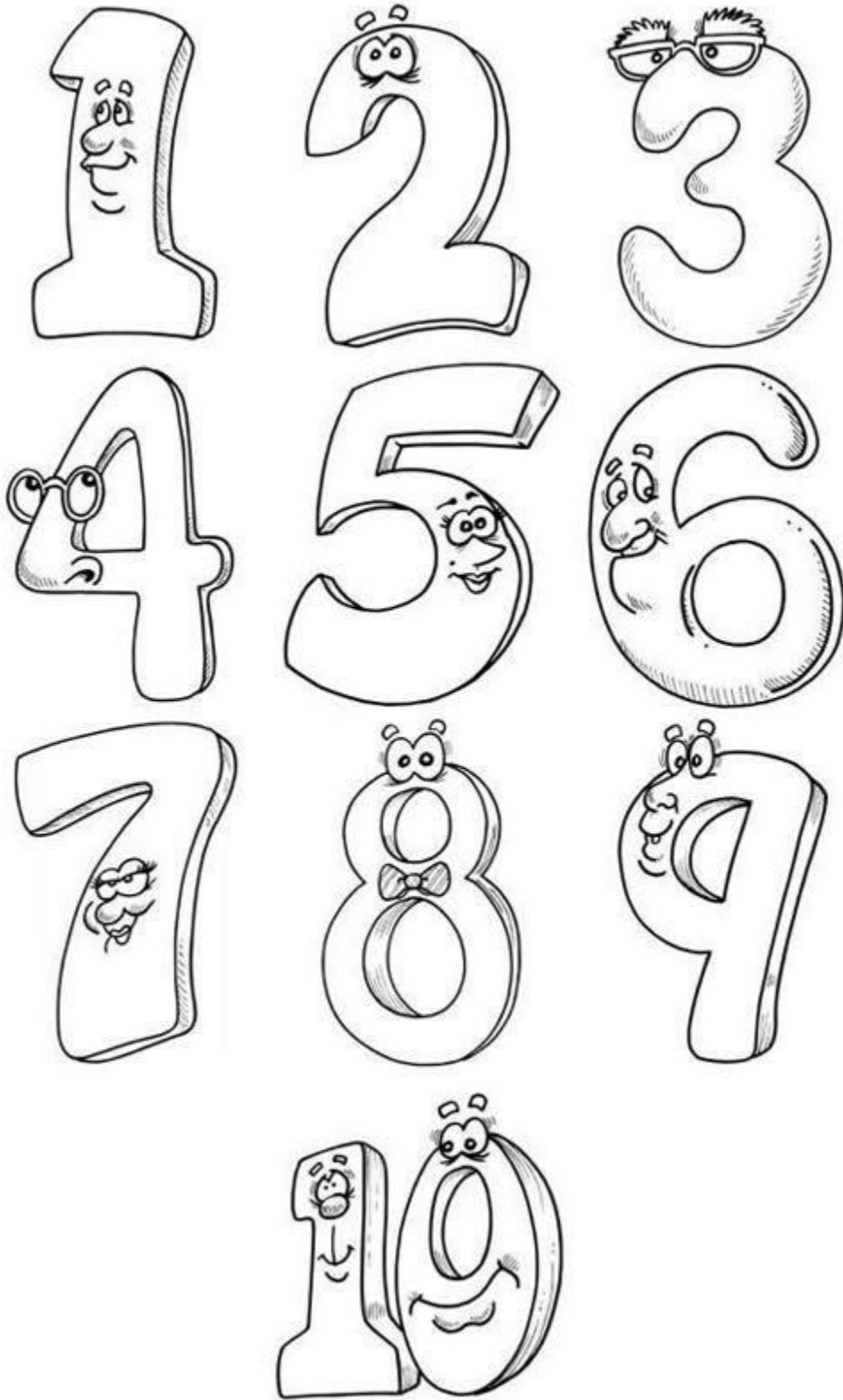
Seven



Activity of the day- Catch & Clap - Clap once then catch a ball thrown by parent



COLOR THE NUMBERS



Activity of the day- Butterfly Stretch - Sit and flap legs like butterfly wings, count

Date - _____

Worksheet – 10

Page no- _____

MATCH THE SHAPES



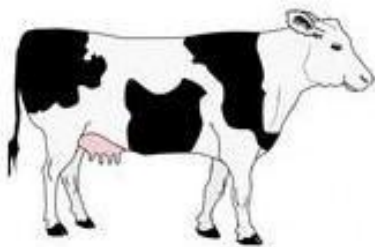
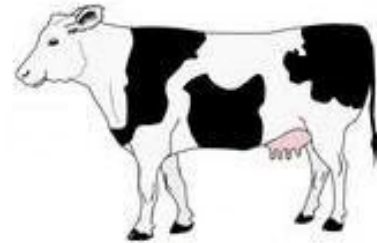
Activity of the day- Jump Over Line - Jump forward and backward over a rope/line 5 times

MATCH THE BODY PARTS



Activity of the day- Dance Freeze - Dance to a song and freeze when music stops

MATCH THE ANIMALS



Activity of the day- Snake Crawl - Lie on tummy and wiggle like a snake to mummy



Date- _____

Worksheet – 13

Page no- _____

FUN ACTIVITIES

Blow Painting With Straws

What you need:

- Water colours
- Straws
- Thick white paper

How to Do:

Drop watercolor on paper and have kids blow through a straw to make a crazy pattern! It looks like fireworks or magic lines.

Paper Tearing Art

Let kids tear coloured paper and stick it to make a sun, ice-cream, or beach scene.



PRACTICE CONVERSATIONAL QUESTIONS

- What is your name?
 - My name is _____
- What is your father's name?
 - My father's name is _____
- What is your mother's name?
 - My mother's name is _____
- What is your class teacher's name?
 - My class teacher's name is **Minakshi.**
- How old are you?
 - I am _____ years old.
- In which class do you study?
 - I study in class **Nursery**
- In which school do you study?
 - I study in **Birla Public School, Sri Ganganagar**

Activity of the day- Run & Touch - Run and touch 3 different colors in the room

Thank you

